



Issue Date: July, 2018

If a slo-blo fuse holder on an extension harness fails, CEN recommends replacing it with an A9-4078 fuse holder to avoid replacing the entire extension harness. CEN A9-4078 fuse holders are supplied with wire pigtails and a fuse holder cover.

To replace black or yellow slo-blo fuse holders with A9-4078 ATO fuse holders, proceed as follows:

CAUTION

Replace 20A slo-blo fuses with CEN or Littlefuse 40A ATO fuses only. Fuses not included with A9-4078.

Replace 3A slo-blo fuses with CEN or Littlefuse 5A ATO fuses only. Fuses not included with A9-4078.

1. Cut wires as close as possible to both sides of slo-blo fuse holders and remove fuse holders. See Figure 1.
2. Strip 1/4 inch of insulation off of cut wires and splice to pigtail leads on fuse holder, using butt splices, crimping tool, and a heat gun. See Figure 2.
3. Insert appropriate size ATO fuse (40A or 5A) into A9-4078 fuse holder and slide fuse and fuse holder into fuse holder cover. See Figure 3.
4. Secure A9-4078 fuse holder assemblies to harness with cable ties. See Figure 4.

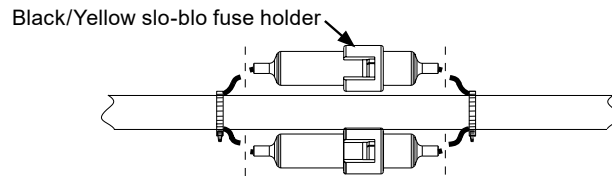


Figure 1: Cut Wires to Slo-Blo Fuse Assemblies and Remove Assemblies

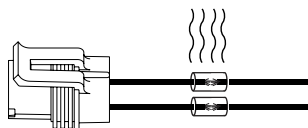


Figure 2: Splice Harness Wires to A9-4078 Fuse Holder Wire Pigtails

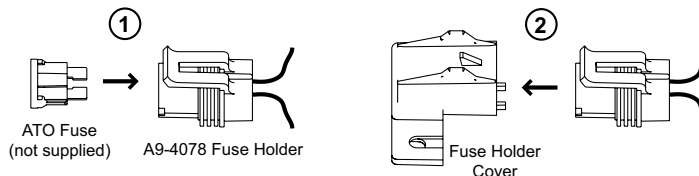


Figure 3: Install Fuse and Fuse Holder in Fuse Holder Cover

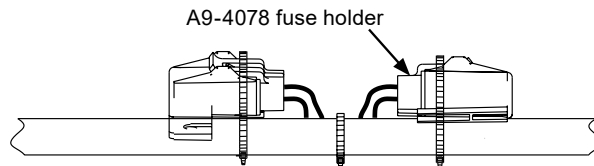


Figure 4: Secure Fuse Holder Assemblies to Harness Cable

Please file this CEN Tech Tip with your CEN literature. Please forward a copy of this information to the appropriate people in your company.

C. E. Niehoff & Co. • 2021 Lee Street • Evanston, IL 60202 USA

TEL: 800.643.4633 USA and Canada • TEL: 847.866.6030 outside USA and Canada • FAX: 847.492.1242

E-mail us at service@CENiehoff.com