











C.E. Niehoff & Co.
CHARGING AND POWER MANAGEMENT SOLUTIONS®

Alternator Quick Reference

| | Pad Mount | | | Custom Flange Mount | | | J180 Hinge | |
|--|---|---|--|---|--|---|---|---|
| |  |  |  |  |  |  |  |  |
| Model | C528 | C530 | C532 | C640L | C626 | C736 | C653 | C663 |
| Voltage | 28 | 28 | 28 | 28 | 28 | 28 | 28 | 28 |
| Rated Output | 175 | 225 | 225 | 260 | 260 | 370 | 260 | 350 |
| Idle Output ¹ | 100 | 110 | 110 | 170 | 170 | 230 | 170 | 200 |
| Negative Ground | YES | YES | YES | YES | YES | YES | YES | YES |
| Operating Temp Range | -65°F/-54°C to 230°F/110°C | -65°F/-54°C to 230°F/110°C | -65°F/-54°C to 230°F/110°C | -65°F/-54°C to 230°F/110°C | -65°F/-54°C to 200°F/93°C | -65°F/-54°C to 200°F/93°C | -65°F/-54°C to 200°F/93°C | -65°F/-54°C to 200°F/93°C |
| Weight | 45 lbs / 20.41 kg | 45 lbs / 20.41 kg | 45 lbs / 20.41 kg | 65 lbs / 29.48 kg | 65 lbs / 29.48 kg | 89.5 lbs / 40.6 kg | 65 lbs / 29.48 kg | 72.2 lbs / 32.75 kg |
| Available Smart Regulator* | N/A | N/A | N/A | A2-393 | A2-395 A2-396 | A2-393 | A2-341 A2-391 | A2-393 |
| Regulator Options | A2-356 A2-357 | A2-357 | A2-357 | A2-392 | A2-141 | A2-392 | A2-146 | A2-392 |
| Accessory | Duct | Duct | Duct | N/A | Smart Adapter Harness | N/A | N/A | N/A |
| Shell DIA | 7.5" / 19.05 cm | 7.5" / 19.05 cm | 7.5" / 19.05 cm | 8" / 20.32 cm | 8" / 20.32 cm | 8" / 20.32 cm | 8" / 20.32 cm | 8" / 20.32 cm |
| Length from Anti-Drive End to Pulley Datum | 8.7" / 22.1 cm | 8.7" / 22.1 cm | 8.7" / 22.1 cm | 11.84" / 30.07 cm | 11.84" / 30.07 cm | 13" / 30.02 cm | 11.55" / 29.34 cm | 11.55" / 29.34 cm |
| Mounting Length | 4.97" / 12.62 cm | 4.97" / 12.62 cm | 4.97" / 12.62 cm | 4.68"-4.76" / 11.89-12.09 cm | 4.68"-4.76" / 11.89-12.09 cm | 4.68"-4.76" / 11.89-12.09 cm | 3.97" / 10.08 cm | 3.97" / 10.08 cm |
| Length from Front Foot to Pulley Datum | 1.18" / 3 cm | 1.18" / 3 cm | 1.18" / 3 cm | 2.33"-2.37" / 5.92-6.02 cm | 2.33"-2.37" / 5.92-6.02 cm | 2.33"-2.37" / 5.92-6.02 cm | 1.16"-1.2" / 2.95-3.05 cm | 1.16"-1.2" / 2.95-3.05 cm |

The above information and images are for reference only. Please inquire for detailed dimensions, output specifics and/or additional information. The measurements stated are taken at the listed ambient temperatures with a stabilized machine temperature, as per SAE J56.

*Smart regulators additionally allow for tandem operation of any pair of alternators regardless of alternator model.

1. Idle output is estimated at 2000 alternator rpm and at 72° F.

C.E. Niehoff & Co.
2021 Lee Street
Evanston, IL 60202
USA

1-847-866-6030
sales@ceniehoff.com
ceniehoff.com

C.E. Niehoff & Co., Ltd.
3A Eaton Point, Eaton Avenue (44) 1772 459 777
Buckshaw Village Lancashire info@niehoff.co.uk
PR7 7NG UK

